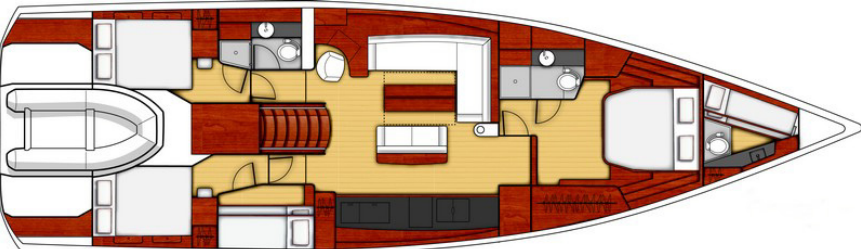
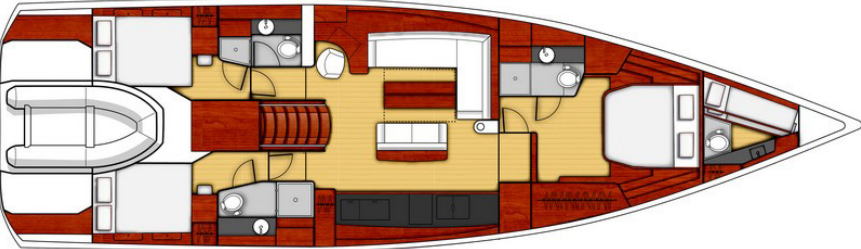
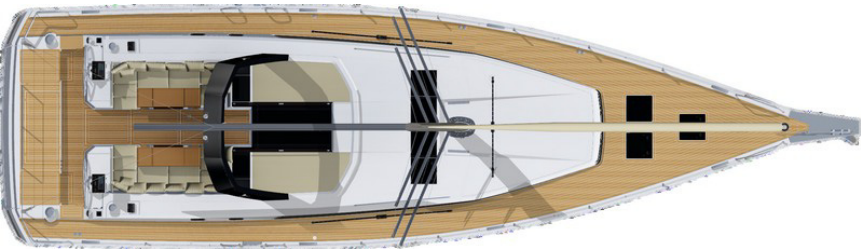


Oceanis Yacht⁶²





General specifications*

• Overall Length (L.O.A) max	19,07 m	62'7"
• Hull length:	18,12 m	59'5"
• L.W.L.:	17,29 m	56'9"
• Hull Beam:	5,33 m	17'6"
• Deep draft:	2,90 m	9'6"
• Deep ballast weight:	5 900 kg	13,004 lbs
• Shallow draft:	2,30 m	7'7"
• Shallow ballast weight:	6 800 kg	14,987 lbs
• Air draft:	27,40 m	89'11"
• Light displacement (EC):	24 170 kg	53,286 lbs
• Fuel tank capacity:	1 000 L	264 US Gal
• Fresh water capacity:	1 060 L	280 US Gal
• Engine power (shaft line):	160 HP	160 HP

Standard sail layout and area*

• Mainsail:	94,30 m ²	1,030 sq ft
• Genoa (105%):	87,60 m ²	943 sq ft
• Asymmetrical spinnaker (optional):	250 m ²	2,583 sq ft
• Staysail (optional):	38,70 m ²	417 sq ft
• I	23,59 m	77'5"
• J	7,21 m	23'8"
• P	23 m	75'6"
• E	7 m	23'

Architects / Designers

- Naval Architect: Berret-Racoupeau Yacht Design
- Design: Andreani Design

CE Certification*

- Category A: 12 people
- Category B: 13 people
- Category C: 14 people

* Provisional specifications, boat in process of certification.

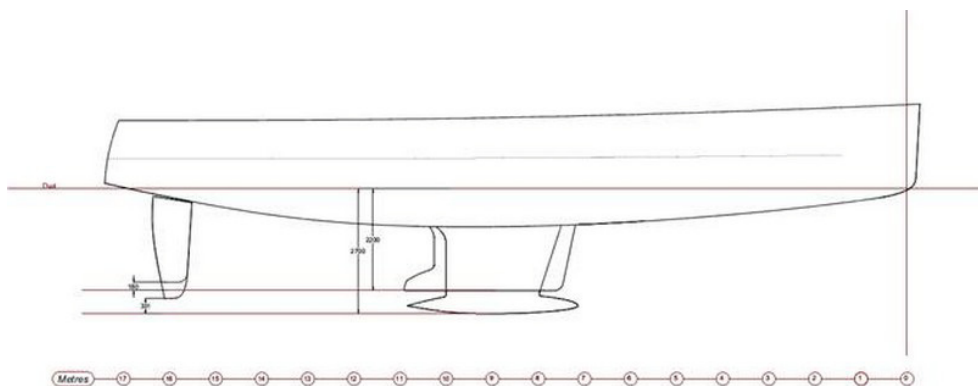


**BENETEAU
CONSTRUCTION**

Design made following European Directive requirements and according to CE certification.

Composition: polyester resin

- Infused balsa sandwich hull
- Infused solid laminate base of hull
- Deck in balsa and fiberglass sandwich covered in "diamond point" type non-slip surface
- Screwed, glued and bolted polyester hull-to-deck joint
- Cast iron keel fixed with bolts and stainless steel backing plates
- Twin rudders affixed with stainless steel stock
- White hull



DECK FITTINGS

All the sail trim of the Oceanis 62 is brought back to the helm stations.

Teak with black caulking

Rigging

- Traditional $\frac{9}{10}$ ths tapered anodized aluminium mast - deck-stepped - 3 sets of swept back spreaders, steaming light
- Folding mast steps
- Anodized aluminum boom
- Stainless steel standing rigging
- Single backstay split to bridle (hydraulic option)
- Rigid boom vang (hydraulic option)
- Genoa furler (electrical option) - drum on deck
- 2 Stand-up blocks on mainsheet arch
- 2 Genoa tracks with piston adjusted traveller cars - 2 genoa sheet turning blocks
- Complete running rigging:
 - 2:1 Dyneema purchase mainsail halyard
 - Dyneema genoa halyard on tensioning rail
 - Boom topping lift
 - Mainsheet
 - 2 Genoa sheets (2 single-line reef - 1 dual-line reef)
- 9 Line stoppers (2 as an option for staysail halyard and spinnaker halyard)
- 2 rope tail bags
- Preparation for downwind sail rigging (asymmetrical spinnaker - Code 0)



BENETEAU

General Equipment List - North America

Oceanis Yacht⁶²

Sails

- Dacron furling genoa, double thickness with UV protection strip
- Fully-battened Dacron mainsail with logo, double thickness
- Lazy Jack System and Lazy bag in Natural color

Winches

(accessible from each helm station)

- 2 genoa sheet manual winches (Code 0 / spinnaker) - self tailing 70.2 STC
- 2 manual manoeuvre winches - 46.2 STC
- 2 Speedgrip winch handles
- 2 Winch handle pockets

Mooring - anchoring gear

- Stainless steel bow sprit with single stem roller, Tack for asymmetrical spinnaker or Code 0
- Self-draining chain locker
- Lockable access panel to the chain locker in the sail locker
- 24 V - 2 000 W vertical electric windlass - Remote control
- 8 aluminium mooring cleats (400 mm / 1'4")

Fore sail locker

- Access through deck hatch (T70), Passage width: 62 cm / 2'
- Stainless steel ladder
- Locker fitted with stowage designed for lines, fenders, cushions, sails, etc.
- Direct access to the anchor well, Panel: T44

Safety on deck

- 1 Stainless steel pulpit in 2 parts, open at the bow (750 mm - 28 mm diameter)
- 2 Stainless steel aft pushpits (750 mm - 28 mm diameter)
- 1 Ring lifebuoy bracket
- 1 Ensign Mount
- Triple guard wires and stainless steel stanchions (Height: 750 mm) - openings in guardrail to port and starboard
- 4 Stainless steel handrails on deck:
 - 2 on the coachroof
 - 2 each side of the forward sun pad
- 4 Stainless steel handrails on fixed arch



BENETEAU

General Equipment List - North America

Oceanis Yacht⁶²

cockpit

- Self-bailing cockpit, natural solid wood decked
- Liferaft stowage in locker in the cockpit sole
- 2 Lockers in under the cockpit seats, Gas locker strut opening
- 1 Locker beside the port helm console
- 1 Gas locker beside the starboard helm console
- 2 Natural solid wood slatted cockpit benches
- 2 Helm stations:
 - Steering wheel in stainless steel (1100 mm / 3'7" diameter)
 - Leather covered
 - Steering lock
 - Cable transmission system
 - Lines locker
 - Glass holder
- Deck plates for tiller system - Emergency steering
- Engine throttle and control panel to starboard
- 2 Solid wood cockpit tables with fixed leg (option to convert to sunpad):
 - 2 Trim tab
 - Hand rail
 - Cup holders under leaves
- LED lighting under arch & LED lights in cockpit, transom, and forward sun pad
- PMMA companionway doors & sliding companionway hatch

Aft cockpit

- Large stowage locker under aft central seat (optional outside galley module) - Gas locker strut opening
- 2 Lifting helms seats for access to the bathing platform steps
- Shore power socket

Aft transom

- Electric Transom with gas strut, fully opens for direct ocean access
- Doubles as a bathing platform with access steps aft of each helm station
- Access to the tender garage
- Solid wood swim platform
- 1 Built-in stainless steel bathing ladder
- 1 Hot and cold cockpit shower

Tender garage

- 1 Access hatch in the cockpit sole between the 2 helm stations for access without opening aft platform
- Tender garage: 3,49 x 1,70 m / 11'5" x 5'7"
- 3 Lights
- Tender compartment curtain and textile stowage bags



BENETEAU

INTERIOR

Alpi Moabi satin woodwork
 Milano oak laminated floors
 Commando natural upholstery with Météor grey piping
 Ceiling, hull and bulkheads coated with Météor grey and beige fabric linings
 LED Lights

Companionway

- Headroom: 2,08 m / 6'10"
- Wooden companionway with 6 moulded wood steps
- Météor grey leather sheathed stainless steel companionway handrails

Port salon

- Headroom: 2,06 m / 6'9"
- L-shaped salon bench seat with armrests
- Central settee with armrests
- Central unit with built-in bar
- Wooden salon table (varnished top, 2 fixed aluminium legs)
- Open storage compartment along the hull - Storage space under seats and sofa
- 1 panoramic skylight with blackout blinds / mosquito nets forward
- 3 large hull portholes with blackout blinds
- 1 fixed coachroof side window with pleated blind
- 1 opening porthole in side window
- Météor grey mast cover, built-in bookshelf, LED strip
- 3 LED reading lights
- 11 LED ceiling lights
- 1 LED strip lights under upper lockers
- 1 110 V Power outlet

Chart table (portside)

- Opening lid - glove boxes - storage - Molded wood fiddle with Météor leather sheathed stainless steel railing
- Swivelling navigator seat
- Electrical panel with all on-board functions, back-lit
- Navigation instrument panel (optional instruments)
- 1 coachroof window
- 2 USB charging sockets
- 1 LED reading light
- 3 LED ceiling lights
- 1 110 V Power outlet



Galley

- Headroom: 2,06 m / 6'9"
- 2 Météor leather sheathed stainless steel handrails
- Oven / grill / 3 burner stove on stainless steel Luxe mounting (retractable top and front)
- Cupboard and drawers for pans and lids
- Compartmental bins
- Cooler with cooling unit (1 x 300 L - 2 openings from the top, 1 front door)
- Lacquered upper units
- Corian Deep Mink work top with built-in fiddles
- Large rectangular stainless steel sink, with hot/cold water mixer tap (2 covers in Corian)
- 3 Hull portholes with blackout blinds
- 1 Fixed coachroof side window with blind
- 5 LED ceiling lights
- 1 LED strip light under upper lockers
- 2 x 2 110 V power outlet

Technical locker

- Near the aft starboard cabin entrance
- Access to all the circuit breakers and electrical panel + generator room
- 3 LED ceiling lights

Starboard area at the bottom of the companionway

- 1 oilskins locker + shelf with fiddle

Forecabin entrance

- 1 Large storage cupboard, 2 doors (replaced by washer dryer or fridge depending on chosen options)
- 1 bottle storage under floor
- 1 LED ceiling light



BENETEAU

General Equipment List - North America

Oceanis Yacht⁶²


Owner's cabin

- Headroom: 2,11 m / 6'11"
- Central double bed (2,05 x 1,72 m / 6'9" x 5'8" - head forward) - slatted bed base - marine mattress (thickness: 120 mm / 5")
- Cubby hole lockers - drawers - glove boxes - 2 drawers under the bed
- Opening of the bed assisted by gas strut for technical equipment under the bed
- to starboard: wardrobe, cupboard, shoe cabinet - to port: hanging locker
- Large mirror on entrance bulkhead
- 2 Hull portholes with Roman blackout blinds
- 2 Opening deck hatches with blackout blinds / mosquito nets
- 4 Fixed coachroof windows with curtains
- Indirect lighting
- 5 LED ceiling lights
- 2 LED reading lights, 2 bedside lights
- 1 LED strip lights under upper lockers
- 1 Dorade
- 1 110 V Power outlet, 4 USB ports

A furnishing option may be added against the entrance bulkhead: Sideboard, or Desk with seat, or Sofa.

Forward owner's head compartment

- Headroom: 2,21 m / 7'3"
- Private head en-suite from forward cabin
- Separate shower: molded shower tray - mixing tap hot/cold water - shower screen
- Teak slatted seat and shower flooring
- Manual marine toilet
- 1 Sink - Work top in Corian Deep Mink - mixing tap hot/cold water
- 2 Mirrors
- Toilet accessories - towel rail - hook
- Cupboard units - cubby hole lockers
- 1 Opening deck hatch with blackout blind / mosquito net
- 1 Fixed translucent coachroof window
- 1 Hull port with blackout blind
- 3 LED ceiling lights
- 1 LED strip light under mirrors
- 1 110 V Power outlet
- 1 Dorade



Port aft cabin

- Headroom: 1,91 m / 6'3"
- 1 Double bed (2,42 x 1,40 m / 7'11" x 4'7") - slatted bed base - marine mattress (thickness: 120 mm / 5")
- Hanging locker - Cubby hole lockers - Drawer under the bed
- 1 Opening porthole on cockpit with blackout curtain
- 1 Opening porthole to coachroof with blackout blind
- 3 Hull portholes, 1 with a blackout curtain
- Light tunnel with 2 fixed windows, stowage compartment, technical access hatch and blackout blind
- 3 LED ceiling lights
- 2 LED reading lights
- 1 LED strip light in ceiling
- 1 110 V Power outlet, 2 USB ports

Aft port head compartment

- Headroom: 2,15 m / 7'1"
- Private heads en-suite from the port side cabin + access through salon
- Separate shower: molded shower tray - mixing tap hot/cold water - shower screen
- Teak slatted seat and shower flooring
- Manual marine toilet
- 1 Sink - Work top in Corian Deep Mink - mixing tap hot/cold water
- 2 Mirrors
- Toilet accessories - towel rail - hook
- Cupboard units - cubby hole lockers
- 1 Opening coachroof port with blackout blind
- 1 Hull port with blind
- 3 LED ceiling lights
- 1 LED strip light under mirrors
- 1 110 V Power outlet



BENETEAU

Starboard aft cabin

- Headroom: 1,91 m / 6'3"
- 1 Double bed (2,04 x 1,40 m / 6'8" x 4'7") - slatted bed base - marine mattress (thickness: 120 mm / 5")
- Hanging locker - cubby hole lockers - drawer under the bed
- 1 Opening porthole on cockpit with blackout curtain
- 1 Opening porthole to coachroof with blackout blind
- 3 Hull portholes, 1 with a blackout curtain
- Light tunnel with 1 fixed windows, stowage compartment, technical access hatch and blackout blind
- 3 LED ceiling lights
- 2 LED reading lights
- 1 LED strip light in ceiling
- 1 110 V Power outlet, 2 USB ports

Aft starboard head compartment

- Headroom: 2,15 m / 7'1"
- Private head compartment accessible from starboard aft cabin
- Separate shower: molded shower tray - mixing tap hot/cold water - shower screen
- Teak slatted seat and shower flooring
- Electric toilet Tecma
- 1 Rigid sewage tank (80 L / 21 US Gal)
- 1 Sink - Work top in Corian Deep Mink - mixing tap hot/cold water
- 2 Mirrors
- Toilet accessories - towel rail - hook
- Cupboard units - cubby hole lockers
- 1 Opening coachroof port
- 1 Hull port with blind
- 3 LED ceiling lights
- 1 LED strip light under mirrors
- 1 110 V Power outlet

Bunk cabin

- Headroom: 2,15 m / 7'1"
- Bunk beds - marine mattress
- Cubby hole lockers
- Full height hanging locker
- Storage under the floor
- 1 Opening coachroof port with blackout blind
- 1 Hull port with blind
- 3 LED ceiling lights
- 2 LED reading lights
- 1 110 V Power outlet





BENETEAU

ELECTRICITY

- 12 V Circuit
- 24 V Circuit
- 110 V Circuit
- Ducts with mouse lines for threading cables of electrics or navigation electronics optional extras
- 1 110 V electrical panel: breaker - voltmeter
- 1 24 V electrical panel: breaker - voltmeter - water gauge - fuel gauge - 24 v charging current and consumption current measurement
- Compartment for fitting electrical controls in starboard technical area

12 V Circuit (engine run)

- Standard equipment:
- 1 Engine battery (12 V - 140 Amp)
- Battery switch (from the port side aft cabin)
- 1 Battery charger (12 V - 25 Amp) in starboard technical area

24 V Circuit

- Standard equipment: electric windlass - pumps - navigation lights - lighting - refrigeration units
- 1 Service 24V battery set - 280 Amp (12 V - 4 x 140 Amp batteries)
- Battery switch (from the port side aft cabin)
- Load balancer (24 V) in starboard technical area
- 1 Battery charger (24 V - 60 Amp) in starboard technical area

110 V Circuit

- Standard equipment: 110 V power outlet - water heater
- 110 V power outlet:
Forward cabin x 1, Fore head x 1, Port salon x 1, Galley x 4, Chart table x 1, Port aft cabin x 1, Aft port head compartment x 1, Starboard aft cabin x 1, Aft starboard head compartment x 1

Lights

- LED interior lights: overhead lights, reading lights
- LED courtesy lights: under the companionway steps, in the hanging lockers
- Outside lighting:
 - LED: 3 lighting under fixed arch, courtesy light in cockpit
 - Standard bulb: deck light at mid mast
 - LED navigation lights - control from the chart table
 - 1 LED all horizon mast head light
 - 1 LED mid-mast automatic top light
 - 1 LED stern light on aft starboard pulpit

ENGINE

- Yanmar Engine: 160 HP, 6 cylinders, propeller shaft
- Engine electrical control and switchboard at the starboard helm (dual controls on port side option)
- Bow thruster
- Engine compartment: foam soundproofing: 40 mm - ventilation: 4 air intakes & 2 air extractors
- 1 Alternator (12 V - 150 Amp)
- 1 Alternator (24 V - 90 Amp)
- 3 Fuel tanks (2 x 230 L + 1 x 540 L / 2 x 61 US Gal + 1 x 143 US Gal) - Electronic gauge - 3 Deck fillers - Tank selection with "1/4 turn" by-pass valves
- Filters: Sea water - Diesel - Water separator
- 3 folding blade propeller
- Access to the engine compartment: Companionway (gas locker strut opening) & starboard machinery compartment

PLUMBING

- 4 rotomolded freshwater tanks (1 x 400 L + 3 x 200 L / 1 x 106 US Gal + 3 x 53 US Gal) - 4 Deck fillers - Tank selection with "1/4 turn" by-pass valves
- Waterpressure system - expansion tank - inline filter
- 60 L Electric calorifier (16 US Gal)
- 1 Rigid 80 L / 21 US Gal black water holding tank for each WC
- Automatic electric shower drain pumps - time delay
- 2 Electric bilge pumps - 1 manual bilge pump

GAS

- Gas bottle locker in cockpit
- Regulator and solenoid



BENETEAU

TRIM LEVEL

Exclusive Trim level

- 2 Electric genoa sheet winches (H70.2 STCEH)
- 1 Port electric coachroof winch (H50.2 STCEH)
- Windlass control with chain counter in cockpit
- Inflator / deflater for tender
- Cockpit fridge near the port helm station. 40 L, top opening
- 2 Sunbed mattresses for companionway, Diamante Snow
- 2 Tecma electric toilets (Owner's head compartment + Aft port head compartment)
- 4 Additional service batteries (12 V / 140 Amp) + 24 V charger (60 Amp)
- Standard batteries replaced by gel batteries (all the batteries go to 120 Amps)
- Fusion stereo + 2 Bose 2.1 interior loudspeakers + 6 Waterproof loudspeakers (2 Bose 2.1 loudspeakers under seats near the companionway, 2 Fusion loudspeakers at the helm stations + 2 Fusion loudspeakers at the mast foot) + 24/12V inverter (50 Amp)
- Additional LED indirect lighting, in forward cabin & salon
- Padded headboard in owner's cabin + aft cabins

PACKS

Electronic pack A: B&G

- Port and starboard helm stations:
 - 1 Polyester support for navigation instruments on stainless steel foot, 2 Built-in stainless steel handrails
 - 1 Zeus 12" multifunction wide screen (GPS, Chart plotter, Chart reader - Cartography Navionics Silver included)
 - 1 Graphic H5000 display
- H5000 unit (Vessel Management Unit, Log, Speedometer, Temperature, Windvane, Anemometer)
- Wifi interface
- PC interface

Pilot Pack

- H5000 auto pilot with control at the 2 steering positions
- WR 10 Wireless autopilot remote control

General Equipment List - North America

Oceanis Yacht⁶²

Premium Trim level

includes Exclusive Trim Level +:

- Retractable aluminium cleats replacing the standard ones
- Deck wash with fresh water / sea water
- Electric lateral blinds for salon in the salon
- Safe in the forward cabin
- Luxe doors with leather covering
- Inverter (2 000 VA)
- Galley: freshwater filter

Electronic pack B: B&G

- Chart table: 1 Multifunction MO16T screen (GPS, Chart plotter, Chart reader - Cartography Navionics Silver included)
- Remote Keyboard B&G ZC2-Series
- Black Box



BENETEAU

EXTERIOR OPTIONS & NAVIGATION ELECTRONICS

Rigging

- Anodized furling mast with Hydranet Mainsail and Genoa**
- Black or white lacquered mast with in-mast furling, with Hydranet mainsail and genoa**
- Grey lacquered canoe boom for aluminium standard mast, hydraulic boom vang
- Classic white or black lacquered mast with canoe boom and hydraulic boom vang
- Carbon mast
- In-boom furling
- Hydraulic boom vang for standard classic aluminium mast
- Electric genoa furling system
- Asymmetrical spinnaker rigging + Code 0 rigging
- Self-tacking jib hardware
- Self-tacking staysail rigging
- Hydraulic backstay*
- Genoa sheet track leads adjustable from the cockpit
- LED spreader lighting on all levels, matching the mast finishing
- Flag halyards

* *Except on mast with in-mast furling*

** *no hydraulic boom vang or canoe boom with self-furling masts*

Sails

- Hydranet tri-radial cut mainsail and genoa, for classical mast (instead of standard)
- Asymmetrical spinnaker
- Laminated Mylar/Taffetas (Code 0) with furling drum
- Hydranet self-tacking jib (replacing genoa). Compatible with traditional mast and mast with in-mast furling
- Hydranet self-tacking staysail with manual furling + fixed forestay
- Hydranet self-tacking staysail with electric furling + fixed forestay

General Equipment List - North America

Winches

- 1 Starboard electric coachroof winch (H50.2 STCEH), replacing the manual winch
- 1 Rewind maneuvering electric winch on port side (H46.2 STCEH)

Hull - Deck

- Short ballast
- Pearl grey or grey blue hull
- Metallic hull paint
- Slatted solid wood on coachroof
- Solid wood slatted side decks
- Stern thruster
- Side access ladders
- Rope cutter
- Underwater lights (x 4)
- Telescopic hydraulic gangway
- Complete mooring/anchoring kit (Delta 40 kg stainless steel anchor, 100m chains, 10 fenders)
- Deck wash with fresh water / sea water

Tender garage

- Rollers in the garage door
- Williams Tender (2,85 m / 9'4")

Oceanis Yacht⁶²

cockpit

- Outside kitchen: Electric gas griddle + Sink + 1 Secret (pop-up) LED lighting
- Black or white composite steering wheels
- Carbon steering wheels
- Hard top, canvas opening roof, built-in lighting
- Mist spray for hard top
- Rigid windscreen
- Spayhood for rigid windscreen + grey Sunworker curtain
- Luxe Coachroof sprayhood, Charcoal grey
- Grey PVC wheel covers
- Bimini Luxe, Charcoal Grey (with shade sides)
- Complete Luxe bimini closing (sides and aft closing), Charcoal Grey
- Cockpit cove (wintering awning)
- Grey PVC cockpit table cover
- Cockpit upholstery + Diamante Snow aft sun mattress (Diamante Snow piping on seat backs)
- Diamante Snow Sun mattress forward
- Thruster controls at the helm station: bow or stern to starboard, or bow and stern at 2 helm stations
- 2nd engine control at the port helm station
- Electric legs for cockpit tables + table cover
- Cockpit sun mattress
- Shore freshwater supply

Navigation electronics: B&G

- 4G Radar
- Chart table: Fixed RS90 VHF, AIS receiver + 2 H50 handsets
- 2 Repeater mast H5000
- AIS 400 transceiver
- Forward Scan Sensor (Forward underwater vision)



BENETEAU INTERIOR OPTIONS

Layout versions

- Owner's cabin: 3 furnishing variations (sideboard, desk with seat or sofa)
- Starboard side cabin: 2 bunk beds (instead of heads)
- Forepeak cabin (in place of the sail locker):
 - Access through T70 deck hatch (with mosquito blind)
 - Headroom: 1,92 m / 6'4"
 - Stainless steel ladder, Solid wood steps
 - 1 Bed (1,96 x 0,72 m - 0,43 m / 6'5" x 2'4" - 1'5") - foam mattress - PVC cover
 - Storage locker - Cupboard
 - Manual toilet + 50 L / 13 US Gal rigid holding tank - sink - shower head mixer tap (hot/cold water) - shower tray
 - 1 110 V Power outlet, 2 LED ceiling lights, 2 LED reading lights

Ambiant lighting

- Interior woodwork: Alpi brushed oak with Milano oak floors
- Interior upholstery:
 - Macadamia (+ grey Météor piping)
 - Accent Grey Taupe (+ grey Météor piping)
 - Leather
 - Ultraleather
- Carpet
- Elle deco kit (cushions & crockery)

Multimedia

- pre-wiring LED 40" TV on lifting system in the salon - Fusion stereo (Bluetooth, USB, DVD, MP3)
- pre-wiring LED 32" TV fixed in owner's cabin - Fusion stereo (Bluetooth, USB, DVD, MP3)
- Multimedia network: Ethernet / Wi-fi with hard disk connected to optional TV sets

Domestic appliances

- All-electric galley
- Microwave oven
- Dishwasher - 6 people
- Washer / dryer
- Fridge, 2 drawers, 144L / 38 US Gal
- Conservator, 2 drawers, 144L / 38 US Gal
- Ice maker
- Temperate wine cellar for 23 bottles, glass door
- Galley: electric pump (sea water)

On board comfort equipment

- Luxe folding salon table with electric legs
- Central vacuum cleaner
- 17,5 kVA Generator (110 V) - with automatic switch off
- Water maker (100 L/h / 26 US Gal/hour)
- Water heater system
- Chilled water air conditioning especially for high temperatures (48000 BTU)
- Chilled water air conditioning for temperate climates
- Heating connection in forepeak cabin
- Air conditioning connection in forepeak cabin